



# 2009-2010 GMT Quarterly Report for District (or Undistricted) **District 105 I**

GMT: **HOWARD PATRICK LEE**

Location: **NORTHERN IRELAND**

GMT CA: **4**

## CLUBS

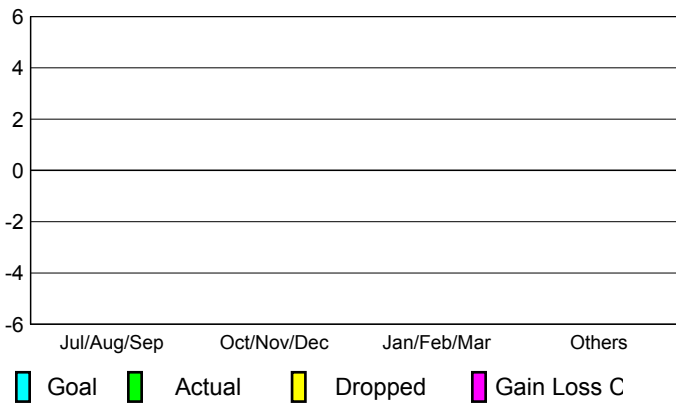
**Club Results**  
2009-2010

**Clubs**  
2008-2009

Month	New Club Goal	Actual New Clubs	Actual Dropped Clubs	Gain/Loss of Clubs	Gain/Loss of Clubs
Jul/Aug/Sep	0	0	0	0	0
Oct/Nov/Dec	0	0	0	0	0
Jan/Feb/Mar	0	0	0	0	0
Apr/May/June	0	0	0	0	0
<b>Totals</b>	<b>0</b>	<b>0</b>	<b>0</b>	<b>0</b>	<b>0</b>


### Club Results 2009-2010

Goal, New, Dropped, Gain/Loss



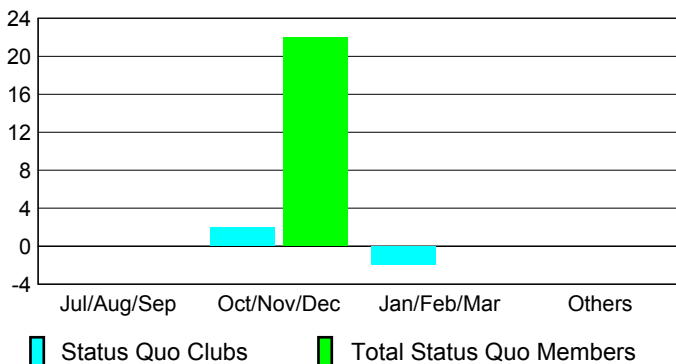
### Comparison of Club Gain/Loss

Current Year Compared to the Previous Year



### YTD Status Quo Clubs 2009-2010

Status Quo Clubs Compared to Status Quo Members



## MEMBERSHIP

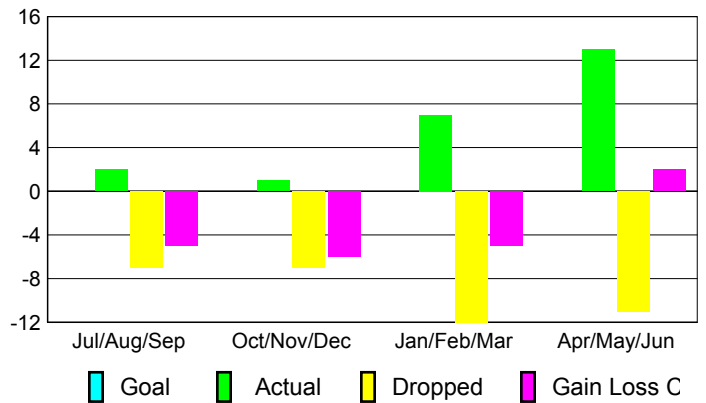
**Membership Results**  
2009-2010

**Membership**  
2008-2009

Month	Net Memb Goal	Actual New Memb	Actual Dropped Memb	Gain/Loss of Memb	Gain/Loss of Memb
Jul/Aug/Sep	0	2	-7	-5	-3
Oct/Nov/Dec	0	1	-7	-6	-4
Jan/Feb/Mar	0	7	-12	-5	5
Apr/May/June	0	13	-11	2	-1
<b>Totals</b>	<b>0</b>	<b>23</b>	<b>-37</b>	<b>-14</b>	<b>-3</b>

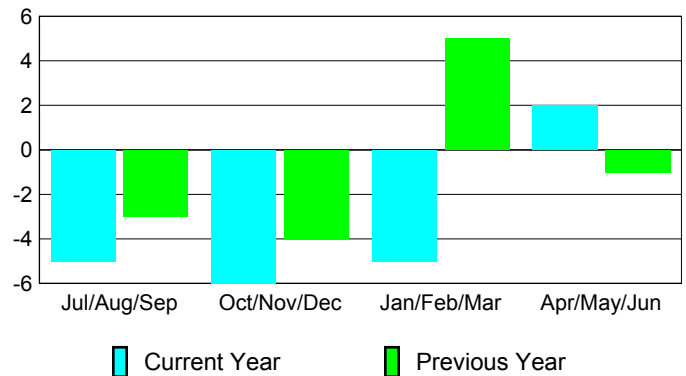
### Membership Results 2009-2010

Goal, New, Dropped, Gain/Loss

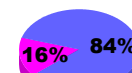


### Comparison of Membership Gain/Loss

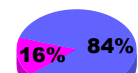
Current Year Compared to the Previous Year



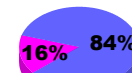
### Gender Comparison 2009-2010



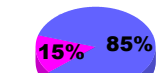
Jul/Aug/Sep



Oct/Nov/Dec



Jan/Feb/Mar



Apr/May/June

Male

Female



# 2009-2010 GMT Quarterly Report for District (or Undistricted) **District 105 I**

GMT: **HOWARD PATRICK LEE**

Location: **REPUBLIC OF IRELAND**

GMT CA: **4**

## CLUBS

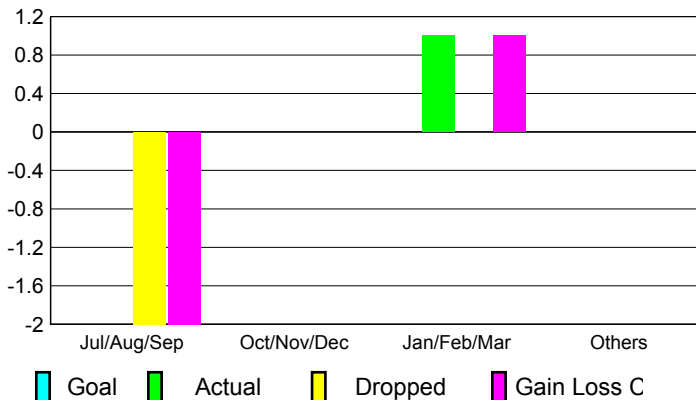
**Club Results**  
2009-2010

**Clubs**  
2008-2009

Month	New Club Goal	Actual New Clubs	Actual Dropped Clubs	Gain/Loss of Clubs	Gain/Loss of Clubs
Jul/Aug/Sep	0	0	-2	-2	-1
Oct/Nov/Dec	0	0	0	0	0
Jan/Feb/Mar	0	1	0	1	0
Apr/May/June	0	0	0	0	1
<b>Totals</b>	<b>0</b>	<b>1</b>	<b>-2</b>	<b>-1</b>	<b>0</b>

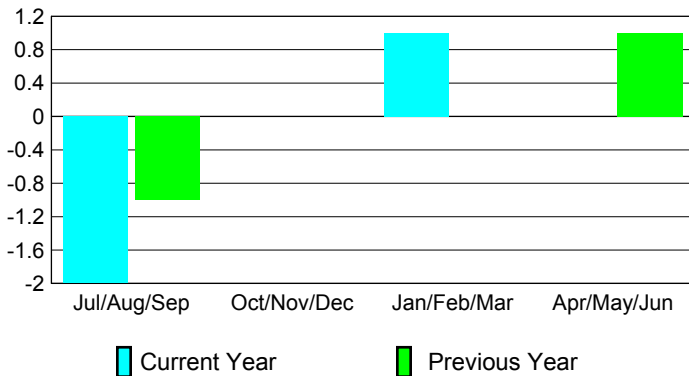
### Club Results 2009-2010

Goal, New, Dropped, Gain/Loss



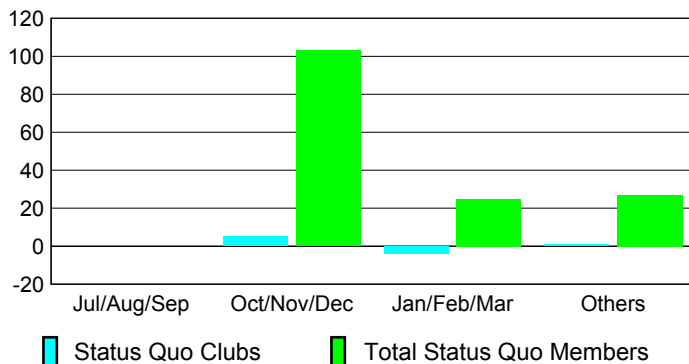
### Comparison of Club Gain/Loss

Current Year Compared to the Previous Year



### YTD Status Quo Clubs 2009-2010

Status Quo Clubs Compared to Status Quo Members



## MEMBERSHIP

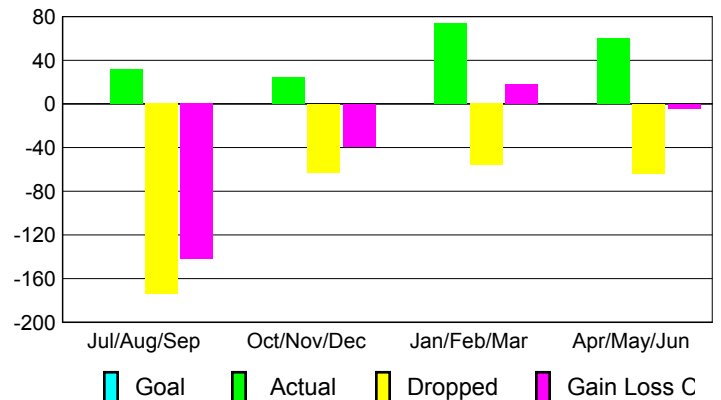
**Membership Results**  
2009-2010

**Membership**  
2008-2009

Month	Net Memb Goal	Actual New Memb	Actual Dropped Memb	Gain/Loss of Memb	Gain/Loss of Memb
Jul/Aug/Sep	0	32	-174	-142	-29
Oct/Nov/Dec	0	24	-63	-39	-5
Jan/Feb/Mar	0	74	-56	18	-16
Apr/May/June	0	60	-64	-4	-5
<b>Totals</b>	<b>0</b>	<b>190</b>	<b>-357</b>	<b>-167</b>	<b>-55</b>

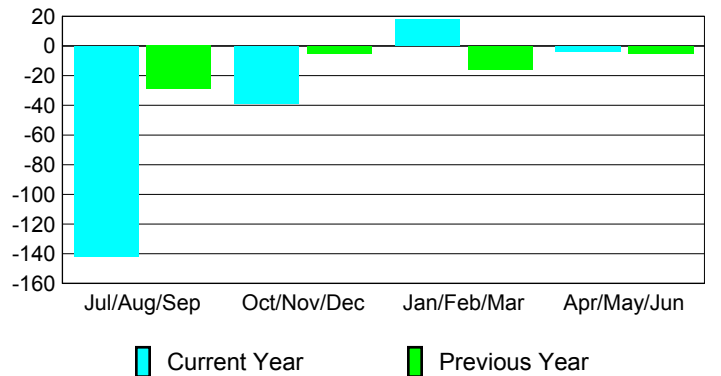
### Membership Results 2009-2010

Goal, New, Dropped, Gain/Loss

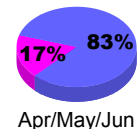
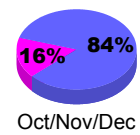
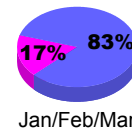
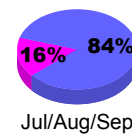


### Comparison of Membership Gain/Loss

Current Year Compared to the Previous Year



### Gender Comparison 2009-2010



Male

Female